


MOE'S

home collection

ASSEMBLY INSTRUCTIONS.

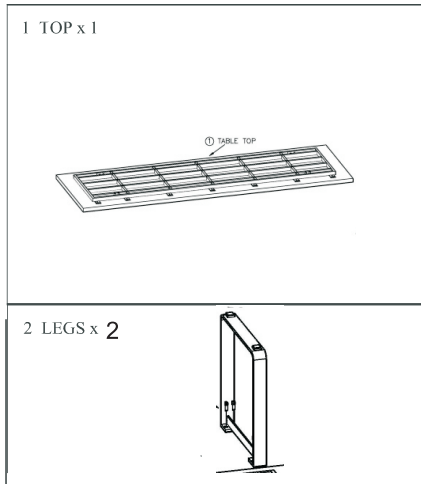
WILKS DINING TABLE



PP-1014-18



THANK YOU FOR YOUR PURCHASE!

PARTS AND HARDWARE.



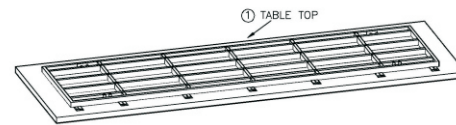
NO.	DESCRIPTION	IMAGE	QTY.
H1	HEX BOLT (DIA 12X25H)		8
H2	SPANNER		1

NOTES.

Thank you for purchasing this quality product! Be sure to check all packing material carefully for small part that may have come loose inside the carton during shipping.

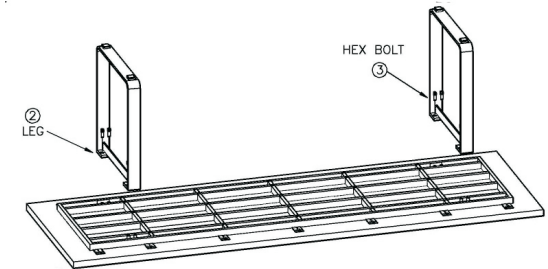
CAUTION: The item is heavy, assembly should be performed by two people.

STEP 1.



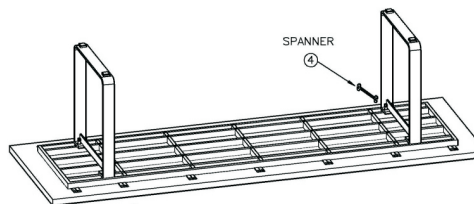
OPEN THE PACKING AND PLACE THE TOP UP SIDE DOWN ON SMOOTH SURFACE (CARPET)

STEP 2.



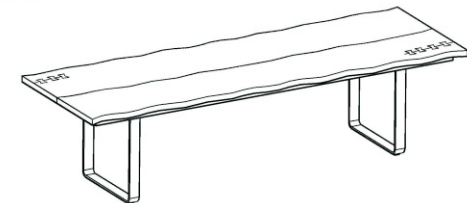
PLACE THE LEGS ON THE MARKS OF TOP SAME PROCEDURE FOLLOW FOR OTHER LEGS

STEP 3.



USE THE ALLEN KEY TO SCREW THE ALLEN BOLT FROM THE BOTTOM OF THE SIDE

STEP 4.



FINAL ASSEMBLY